



Town N' Country™ Pavers



IDEAL CONCRETE BLOCK COMPANY, INC.



Town N' Country™ Pavers

INTRODUCTION

Our Town N' Country™ collection of genuine tumbled pavers offers the look of natural stone cobbles, yet provides the quality, stability, and consistency of concrete pavers. Available in the weathered tones of our Vineyard, Quarry and Beacon Hill Blends, Town N' Country features Flip N' Place™ dual surfaces with a pronounced embossed face on one side and a "stone-rocked" finish on the other.

COMPOSITION & PERFORMANCE




Town N' Country pavers are manufactured under controlled factory conditions using specialized equipment that molds a cement-rich mixture, carefully blended with pure, iron-oxide pigments, into high-density concrete pavers. Each Town N' Country paver undergoes our genuine Drum-Roll Tumbled™ process that imparts an aged finish and unique character to each piece, while preserving the structural integrity, strength, and durability found throughout our entire line of concrete pavers.

Town N' Country pavers are dimensionally accurate and offer a slip-resistant surface. Properly installed, they interlock to form a strong, snowplow-safe pavement suitable for residential, commercial, and municipal applications. Typical uses include walkways, driveways, patios, sidewalks, courtyards, plazas, and pavements where traffic is limited to personal vehicles. In the event underground repairs are required, Town N' Country pavers can be taken up and reinstated without leaving an unsightly patch.

PHYSICAL CHARACTERISTICS

Town N' Country pavers meet or exceed North American industry standards, including the requirements of ASTM Specification C 936 for Solid Concrete Interlocking Paving Stones and CSA Standards for freeze-thaw performance.

Nominal Size/Coverage

-  Large Rectangle • 6³/₁₆" x 9⁷/₁₆" (160 x 240 mm)
2.42 pcs/sf
-  Square • 6³/₁₆" x 6³/₁₆" (160 x 160 mm)
3.62 pcs/sf
-  Grand Square • 9⁷/₁₆" x 9⁷/₁₆" (240 x 240 mm)
1.61 pcs/sf

Thickness 2³/₈" (6cm) **Compressive Strength** 8500 psi min.
Freeze Thaw No Effect **Water Absorption** 5% maximum
Slip Resistance Excellent to ADA requirements

Town N' Country® is a registered trademark of Ideal Concrete Block Company, Inc.
©2006 Photography by Robert Dickson

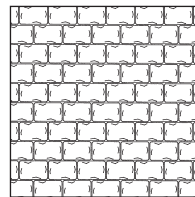
TECHNICAL SERVICES

Please contact our office to obtain a copy of our Master Specification, as well as comprehensive technical information and literature, including our Lockpave® Pro software. Ideal is pleased to offer design consultation, specification assistance, and job-site quality review upon request.

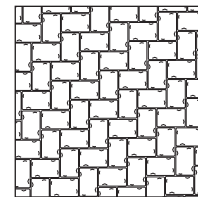
DESIGN & CONSTRUCTION

The design and construction of a Town N' Country pavement is the same as our other interlocking pavers. Please see our *Contractor's Guide to Installing Interlocking Concrete Pavers* for guidance on installation. Note: We recommend placing a sheet of woven geotextile fabric over the pavers to avoid scuffing the embossed surface when compacting.

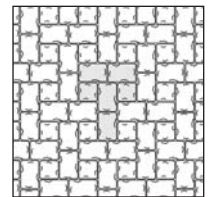
Each Town N' Country shape is packaged separately. Mix and match just the right amount of shapes and quantities you need for your project. Accent bands and border courses are easy to incorporate using our Flip N' Place dual surfaces. Please see our *Yankee Cobble/ MillStone™/Town N' Country Pattern Sheet* for other patterns.



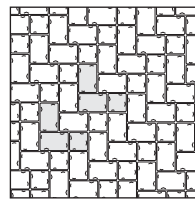
Pattern 2
100 sf Lg. Rectangles



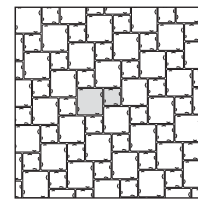
Pattern 3
100 sf Lg. Rectangles




Pattern 6
27.5 sf Squares
72.5 sf Lg. Rectangles



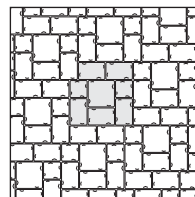
Pattern 20
25 sf Squares
75 sf Lg. Rectangles



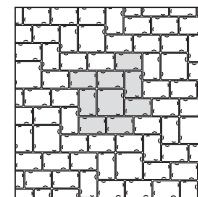
GS - Pattern 1
69 sf Grand Squares
31 sf Squares




GS - Pattern 2
47 sf Grand Squares
32 sf Lg. Rectangles
21 sf Squares



GS - Pattern 4
19 sf Grand Squares
64 sf Lg. Rectangles
17 sf Squares



GS - Pattern 8
16 sf Grand Squares
84 sf Lg. Rectangles



GS - Pattern 9
43 sf Grand Squares
57 sf Lg. Rectangles

A white deposit known as efflorescence may appear naturally on any concrete or masonry product. It does not affect the structural integrity and will dissipate over time. Efflorescence is not indicative of a flawed product. For more information, ask for our Efflorescence Advisory.

45-55 Power Road, Westford, MA 01886
232 Lexington Street, Waltham, MA 02452

Main Phone: (781) 894-3200 • Main Fax: (978) 692-0817
www.IdealConcreteBlock.com



A Registered Trademark of Ideal Concrete Block Company, Inc.